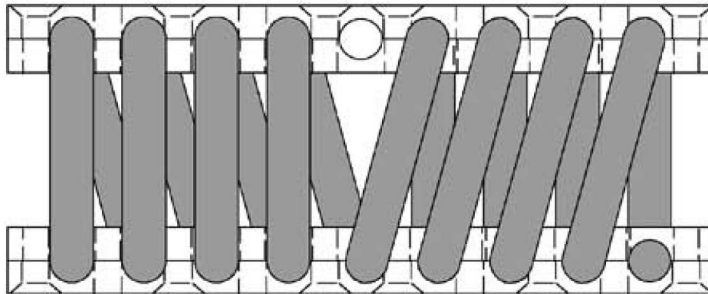


HELICAL ISOLATORS - HM08625 SERIES

5/8" DIA CABLE

EVANS Part Number	Dimensions(in.)		Compression		Shear & Roll		45° Compression/Roll	
	H	O.D.	Avg. Rate(lb/in)	Max Deflection(in)	Avg. Rate(lb/in)	Max Deflection(in)	Avg. Rate(lb/in)	Max Deflection(in)
HM08625-1	3.5	4.0	3721	1.2	1602	1.2	1950	1.8
HM08625-2	3.9	4.4	2789	1.4	1258	1.4	1533	2.3
HM08625-3	4.3	5.3	1774	1.8	821	1.8	888	2.8
HM08625-4	4.7	6.0	1199	2.2	641	2.2	549	3.2
HM08625-5	5.0	6.5	974	2.5	523	2.5	462	3.6

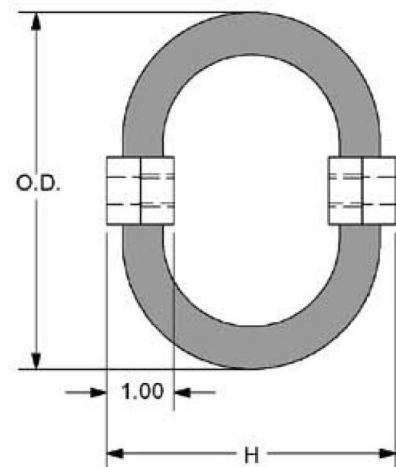
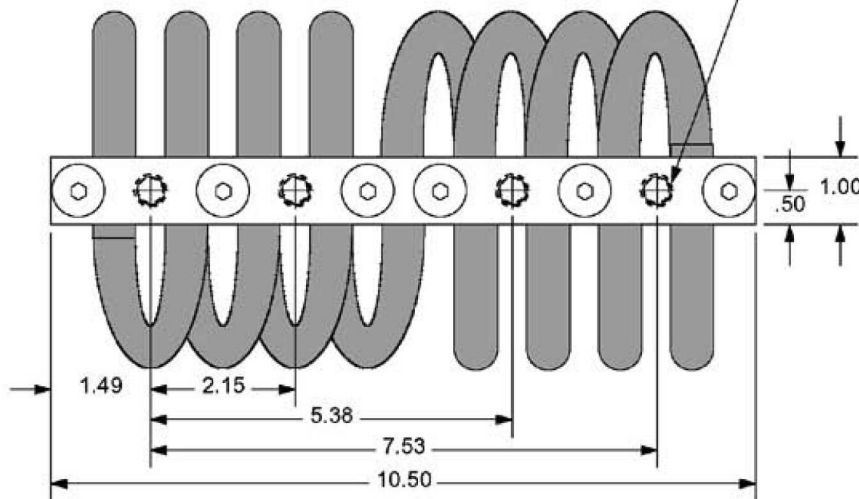


Mounting Options (Add Suffix To Part #)

A - 3/8-24 Tapped Holes Both Bars (8X) (SHOWN)

B - Ø .41 Thru - CSK To .78 X 82° Both Bars (8X)

C - 3/8-24 Tapped Holes - One Bar (4X)
CSK Holes - Other Bar (4X)



**REVISION 3
REDRAWN NOVEMBER 14, 2000**

SPECIFICATIONS

CABLE:

RETAINING BARS:

RETAINING SCREWS :

Stainless Steel per Fed Spec RR-W-410 D-1

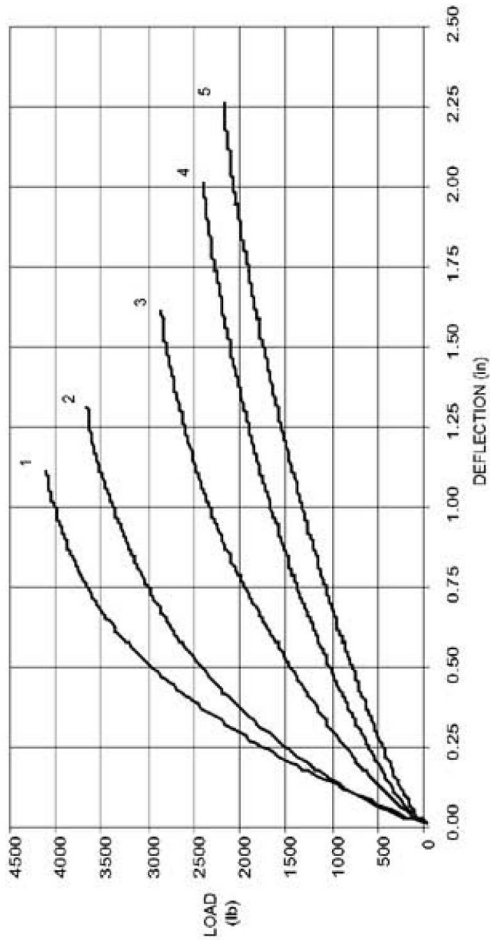
Aluminum Alloy - 6061-T6 - Iridited per MIL-C-5541

Alloy Steel - Zinc plated IAW ASTM-B633 or Stainless Steel

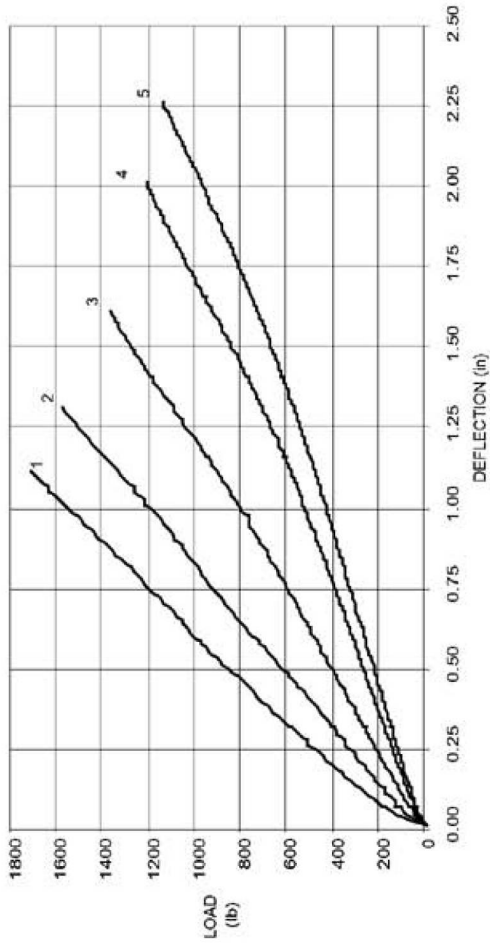
See other side for force-deflection curves.

HM08625 SERIES

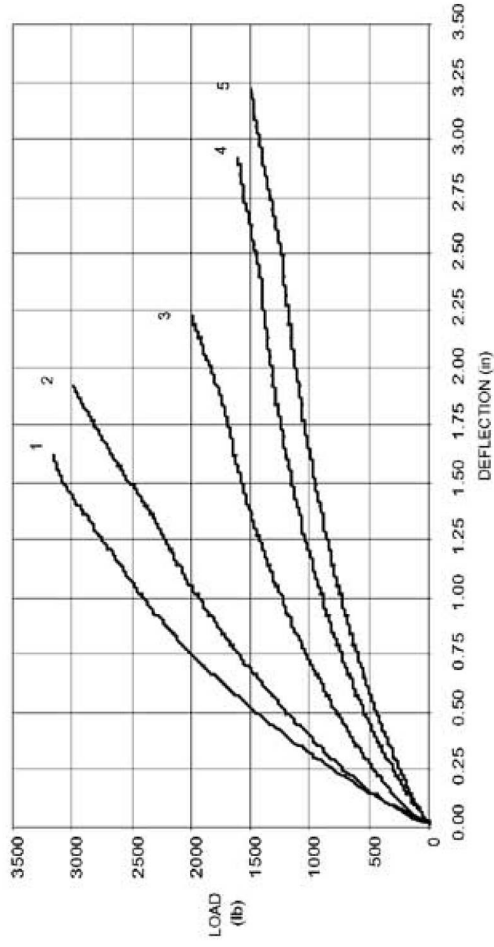
COMPRESSION



SHEAR



45° COMPRESSION/ROLL



ROLL

