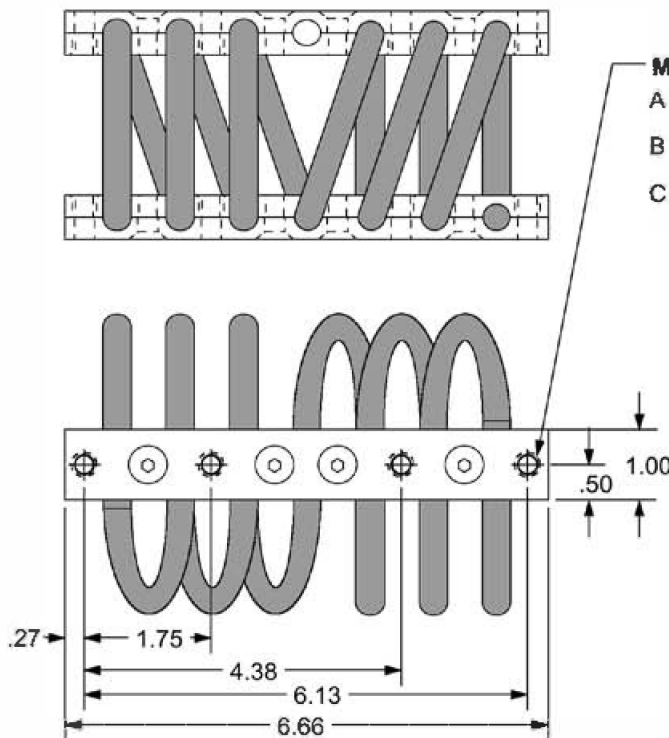


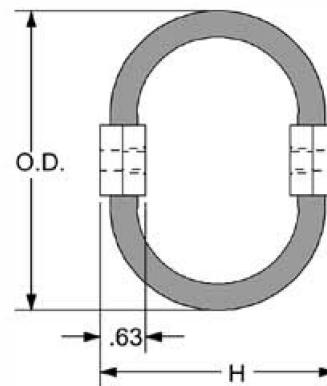
## HELICAL ISOLATORS - HM06375 SERIES

### 3/8" DIA CABLE

EVANS Part Number	Dimensions(in.)		Compression		Shear & Roll		45° Compression/Roll	
	H	O.D.	Avg. Rate(lb/in)	Max Deflection(in)	Avg. Rate(lb/in)	Max Deflection(in)	Avg. Rate(lb/in)	Max Deflection(in)
HM06375-1	2.80	3.31	870	1.0	438	1.0	497	1.5
HM06375-2	2.90	3.50	804	1.1	385	1.1	332	2.0
HM06375-3	3.00	4.13	561	1.3	309	1.5	268	2.3
HM06375-4	3.25	4.25	451	1.5	287	1.6	159	2.8
HM06375-5	3.50	4.50	362	1.7	197	1.7	126	3.5
HM06375-6	4.13	4.75	247	2.0	131	2.0	75	4.0
HM06375-7	4.25	5.50	176	2.2	95	2.2	74	4.5



- Mounting Options (Add Suffix To Part #)**
- A - 1/4-28 Threaded Inserts Both Bars (8X) (SHOWN)
  - B - Ø .28 Thru - CSK To .53 X 82° Both Bars (8X)
  - C - 1/4-28 Threaded Inserts - One Bar (4X)  
CSK Holes - Other Bar (4X)



**REVISION 2  
REDRAWN NOVEMBER 18, 1997**

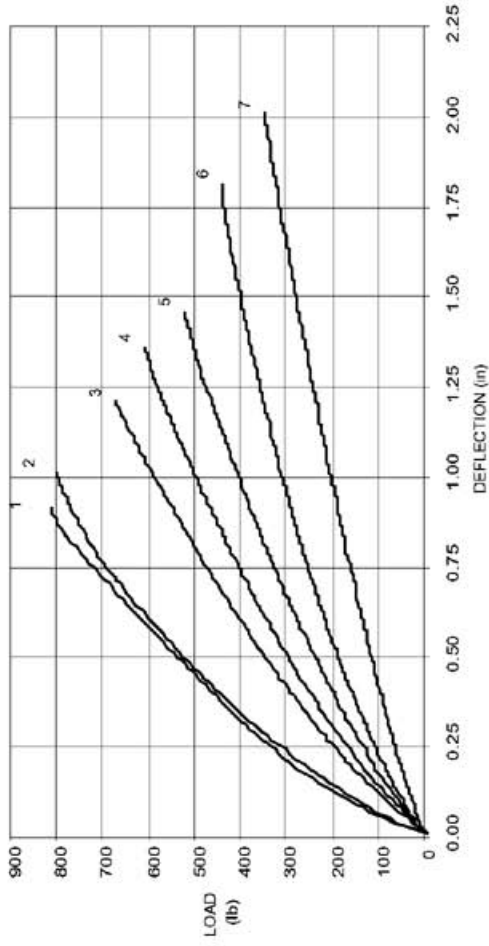
#### SPECIFICATIONS

CABLE: Stainless Steel per MIL-W-83420  
 RETAINING BARS: Aluminum Alloy - 6061-T6 - Iridited per MIL-C-5541  
 RETAINING SCREWS: Alloy Steel - Cadmium Plated per QQ-P-416 or Stainless Steel

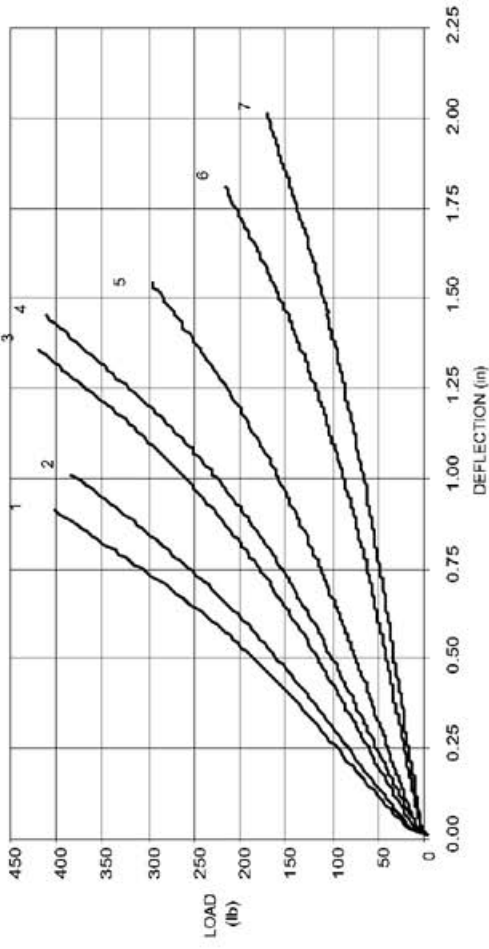
*See other side for force-deflection curves.*

# HM06375 SERIES

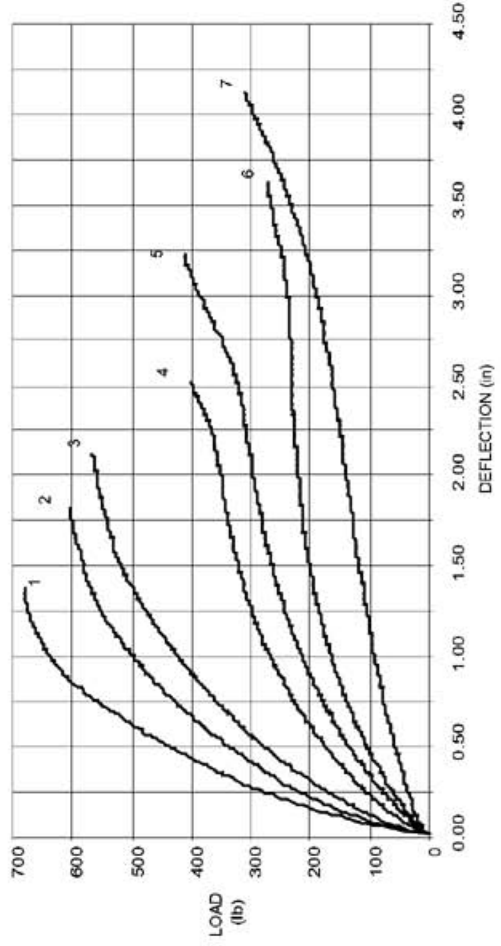
## COMPRESSION



## SHEAR



## 45° COMPRESSION/ROLL



## ROLL

