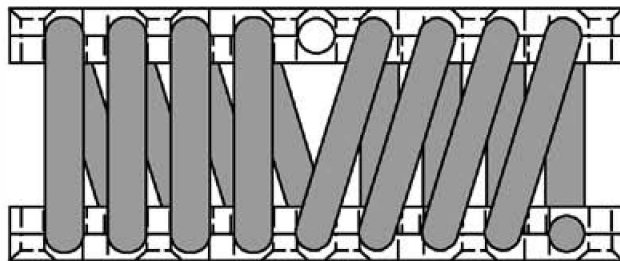


HELICAL ISOLATORS - HM08500 SERIES

1/2" DIA CABLE

EVANS Part Number	Dimensions(in.)		Compression		Shear & Roll		45° Compression/Roll	
	H	O.D.	Avg. Rate(lb/in)	Max Deflection(in)	Avg. Rate(lb/in)	Max Deflection(in)	Avg. Rate(lb/in)	Max Deflection(in)
HM08500-1	3.25	4.00	1730	1.5	795	1.2	705	2.5
HM08500-2	3.50	4.13	1492	1.6	674	1.3	604	2.7
HM08500-3	3.75	4.75	1159	1.7	507	1.5	409	3.2
HM08500-4	4.25	5.25	718	2.3	357	1.8	280	3.5
HM08500-5	4.90	5.65	469	2.8	243	2.3	180	4.0
HM08500-6	5.40	6.13	339	3.5	209	2.6	134	4.5
HM08500-7	6.10	7.10	229	4.1	120	3.0	87	5.2

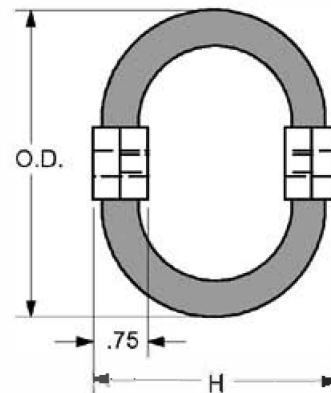
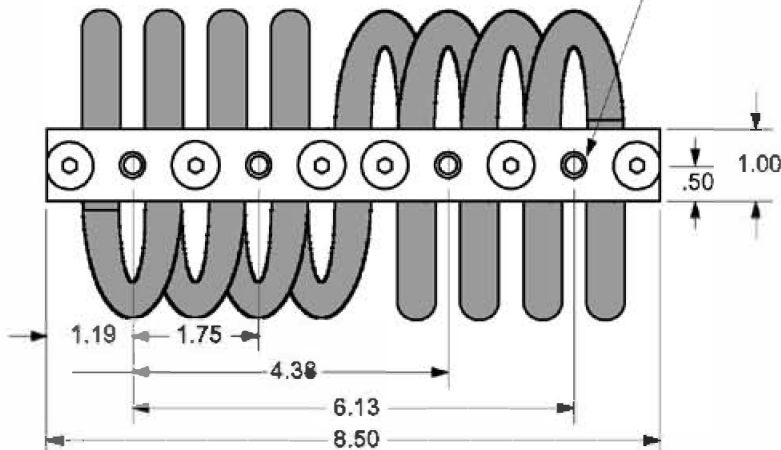


Mounting Options (Add Suffix To Part #)

A - 1/4-28 Threaded Inserts Both Bars (8X) (SHOWN)

B - Ø .328 Thru - CSK To .66 X 82° Both Bars (8X)

C - 1/4-28 Threaded Inserts - One Bar (4X)
CSK Holes - Other Bar (4X)



**REVISION 2
REDRAWN NOVEMBER 18, 1997**

SPECIFICATIONS

CABLE:

RETAINING BARS:

RETAINING SCREWS:

Stainless Steel per Fed Spec RR-W-410 D-1

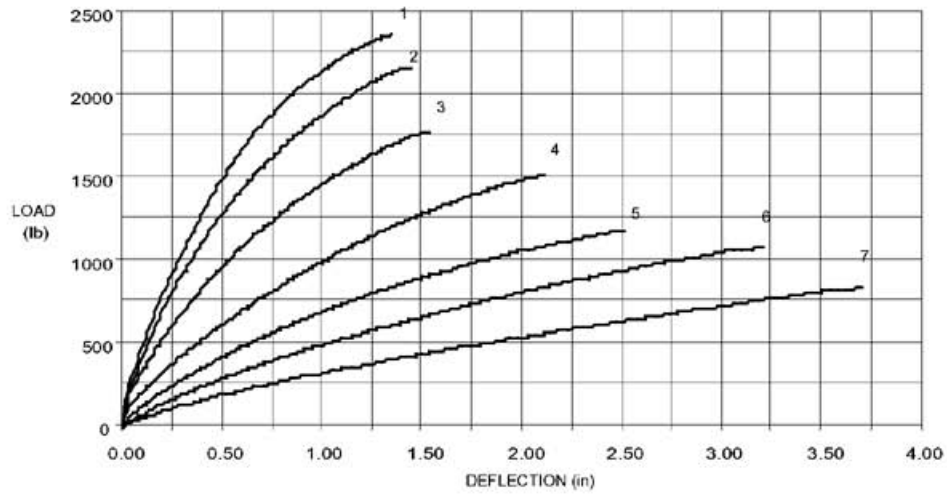
Aluminum Alloy - 6061-T6 - Iridited per MIL-C-5541

Alloy Steel - Cadmium Plated per QQ-P-416 or Stainless Steel

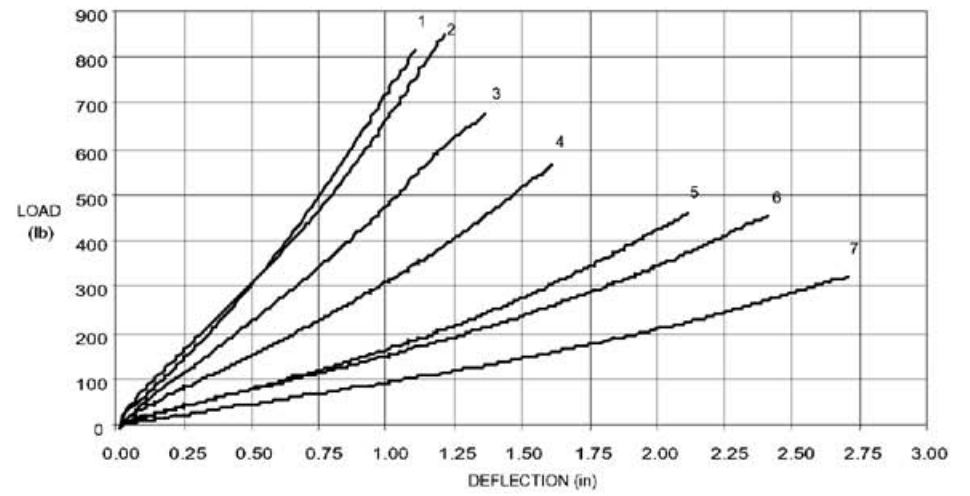
See other side for force-deflection curves.

HM08500 SERIES

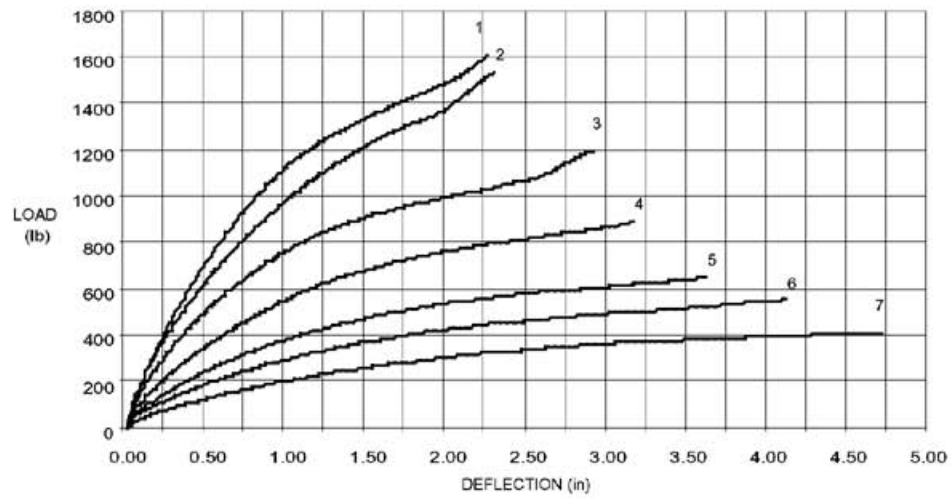
COMPRESSION



SHEAR



45° COMPRESSION/ROLL



ROLL

