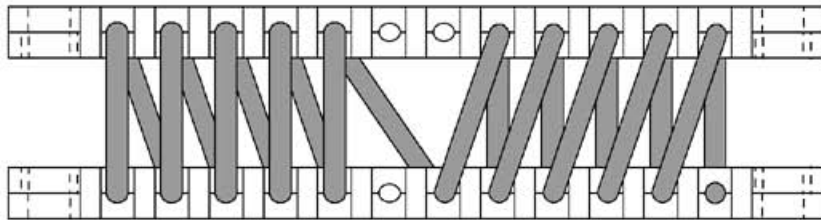


HELICAL ISOLATORS - HM10125 SERIES

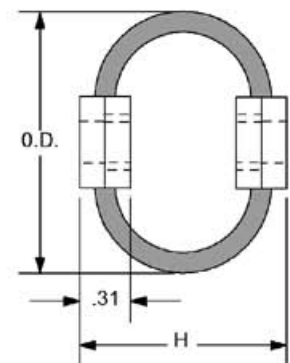
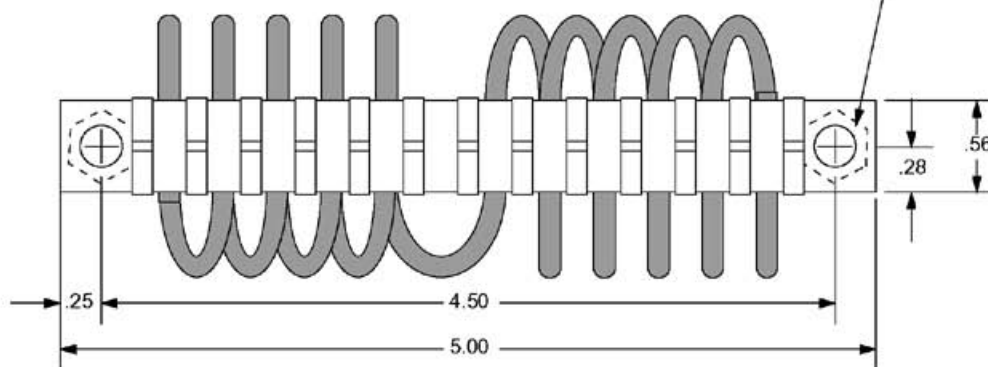
1/8" DIA CABLE

EVANS Part Number	Dimensions(in.)		Compression		Shear & Roll		45° Compression/Roll	
	H	O.D.	Avg. Rate(lb/in)	Max Deflection(in)	Avg. Rate(lb/in)	Max Deflection(in)	Avg. Rate(lb/in)	Max Deflection(in)
HM10125-1	1.1	1.4	696	0.2	335	0.4	162	0.9
HM10125-2	1.2	1.5	450	0.4	263	0.5	130	1.0
HM10125-3	1.3	1.6	290	0.5	181	0.6	98	1.1
HM10125-4	1.4	1.7	215	0.6	146	0.7	75	1.2
HM10125-5	1.5	1.8	170	0.7	129	0.8	56	1.3
HM10125-6	1.6	1.9	135	0.8	125	0.9	44	1.5
HM10125-7	1.8	2.1	82	1.0	75	1.1	28	1.7
HM10125-8	2.0	2.3	61	1.2	67	1.3	20	1.9



Mounting Options (Add Suffix To Part #)

- A - 1/4-20 Threaded Inserts Both Bars (4X) (SHOWN)
- B - Ø .257 Thru - CSK To .52 X 82° Both Bars (4X)
- C - 1/4-20 Threaded Inserts - One Bar (2X)
CSK Holes - Other Bar (2X)



**REVISION 4
REDRAWN NOVEMBER 18, 1997**

SPECIFICATIONS

CABLE:

RETAINING BARS:

RETAINING CLIPS:

Stainless Steel per MIL-W-83420

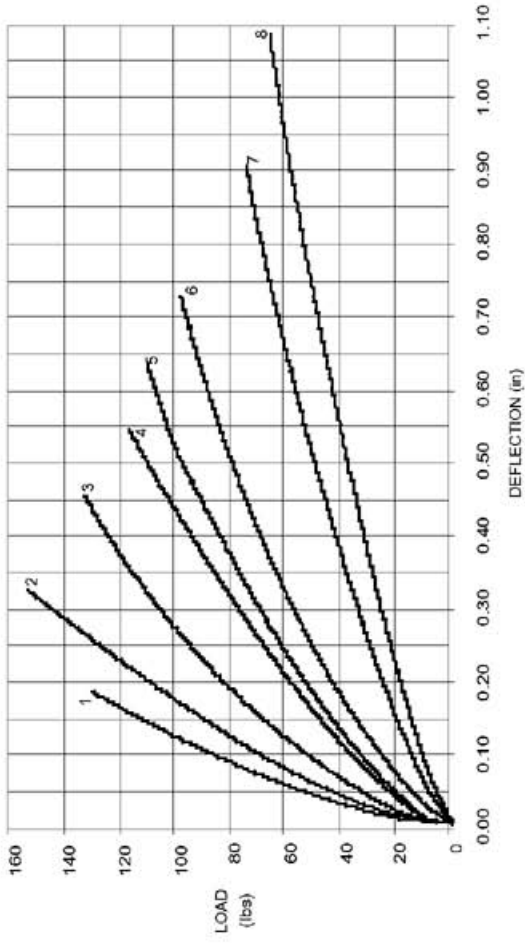
Aluminum Alloy - 6061-T6 - Iridited per MIL-C-5541

Stainless Steel

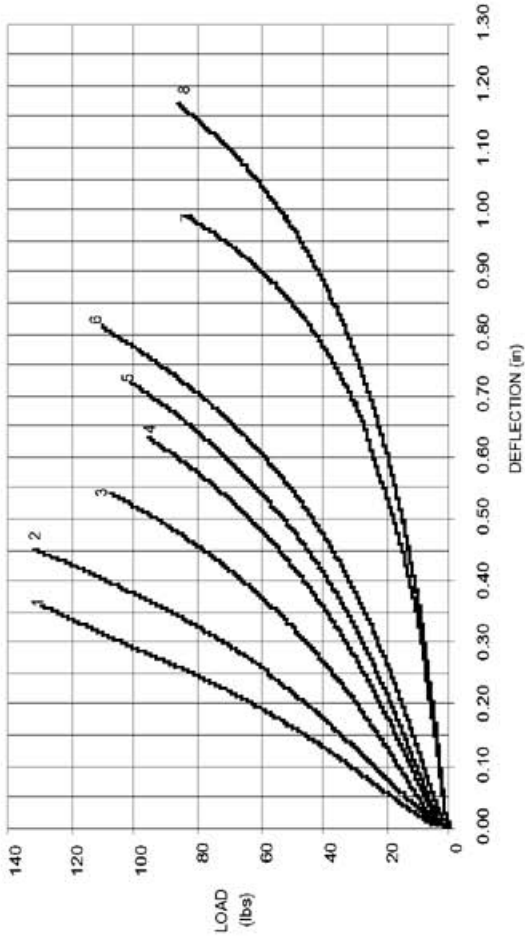
See other side for force-deflection curves.

HM10125 SERIES

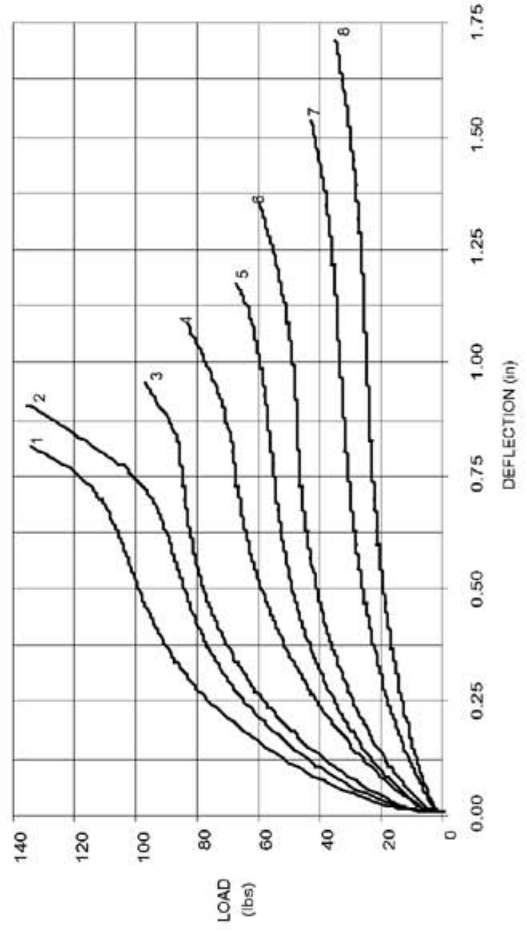
COMPRESSION



SHEAR



45° COMPRESSION/ROLL



ROLL

